





Model Numbers: **Guns  
Hose  
Reels & Kits**


**Tanks  
Control Valves  
Brass Regulator**


**Gearboxes  
PTO Adaptors**

Guns	Model	Pressure	Weight (kg)	Length	Description	Stock Code
	Turbo 400	50 bar (710psi)	0.69	400mm	Swivel	SB26901165
	Spot 300	40 bar (600psi)	0.63	300mm		SB3590116
	Turbine Gun	60 bar (852psi)	1.6	600mm	Adjustable jet	SB7901103
	Gun & Lance	50 bar (710psi)		M29-300: 470mm M29-500: 500mm		SBM29-300 SBM29-500
	M27 Gun	30 bar (435psi)	0.32	300mm		SB279041

Hose, Reels & Kits	Model	Stock Code	Capacity	Hose	Description
	Galvanised Hose Reel with locking pin	SHR-8 SHR-10A SHR-12B SHR-12/90	50 m 25 m 40 m 100 m	1/2" 3/4" 3/4" 3/8"	Low profile 90° brass swivel with brass grease nipple
	Hose Reel with Hose & Turbo 400 Gun	SHOSEKIT1 SHOSEKIT2 SHOSEKIT3	30m 50m 100m	10mm	
	Hose Ag Chem	S241001 S241301 S251901			10mm, per metre 13mm, per metre 19mm per metre Minimum length 10 metres

Tanks	Capacity	Stock Code	Measurement
	200 litre	S100200	800x780x500
	400 litre	S100400	1100x820x750
	600 litre	S100600	1120x820x990
	1000 litre	S1001000	1830x110x750

Control Valves	Stock Code	Gauge	No of Outlets	LPM	GPM	BAR	PSI
<i>DL Series - pump direct fit. Model number denotes number and pressure in bar</i>							
	SDL2/20	√	2	120	32	20	284
	SDL3/20	√	3	120	32	20	284
	SDL4/20	√	4	120	32	20	284
	SDL2/30	√	2	120	32	30	426
	SDL2/40	√	2	120	32	40	568
	SDL3/40	√	3	120	32	40	568
	SDL4/40	√	4	120	32	40	568

ZX/LA Series (HIGH PRESSURE)	Stock Code	Gauge	No of Outlets	LPM	GPM	BAR	PSI
	SZX2/60	√	2	120	43	60	852
	SZX4/60	√	4	120	43	60	852
	SLA2/60	√	2	250	66	60	852
	SLA4/60	√	4	250	66	60	852

Due to our program of continuous product development the manufacturer reserves the right to alter specifications without notice.







Model Numbers: **Guns  
Hose  
Reels & Kits**

**Tanks  
Control Valves  
Brass Regulator**

**Gearboxes  
PTO Adaptors**

<i>Brass Regulators</i>	<i>Stock Code</i>	<i>LPM</i>	<i>GPM</i>	<i>BAR</i>	<i>PSI</i>
	SVRG150	150	40	60	852
	SVRG250	250	66	60	852

<i>Gearboxes</i>	<i>Model</i>	<i>Description</i>	<i>Stock Code</i>
	44 26-5094-76	3/4" shaft (S151-3/4")	S4426509476
	44 25-5071-75	3/4" shaft (S160 3/4"GR)	S4425507175
	44 25-5082-75	3/4" shaft (S160 3/4"VA)	S4425508275
	44 27-5033 A4	1" shaft (M164 1"VA)	S44275033A4
	44 28-5034-B5	1" shaft (Kappa 150) (M162-1"VA)	S44285034B5

<i>PTO Adaptors</i>	<i>Stock Code</i>	<i>Description</i>
	S4201770201	PTO Kit 1 3/8" 6 spline male to suit Kappa 30, 40 R070 with mounting brackets
	S42027753A6	PTO Kit 1 3/8" 6 spline male to suit Kappa 55, 65, 75, 100, 120, 125 and 15068
	S7201000522	PTO Kit 1 3/8" 6 spline male/female adaptor suit Kappas, RO pumps
	S4201770202	PTO Kit 1 3/8" 6 spline male adaptor to suit IOTA 17

Due to our program of continuous product development the manufacturer reserves the right to alter specifications without notice.

