



B2KQ-A/B GX160

**Product Description:**

Aussie GMP self priming centrifugal pumps are available with close coupled petrol or diesel engine drive for a wide range of applications.

They come in a range of cast iron, zinc free bronze or 316 grade stainless steel configurations and are suitable for both high flow and high pressure tasks. The pumps feature flows 2450 and heads as high as 75 metres.

Petrol or diesel engine drive pumps under 10 HP all come with the choice of either recoil or electric start. We use only top quality Honda petrol engines or Yanmar, Kubota or Hatz air cooled diesel drive units. All engines offered are top quality international brands, sold and supported by a worldwide service network and backed by two year engine manufacturer's warranty.

**Applications:**

**Cast Iron**

- Water cart
- Agricultural water transfer
- Fire fighting
- Irrigation
- Construction site dewatering
- Dust suppression

**Zinc free bronze**

- Deck wash down
- Bilge pump out
- Salvage pump
- Marine fire fighting
- Aquaculture

**Stainless steel**

- Aggressive water pumping
- Sewage handling
- Acid & solvent pumping
- Agricultural chemical transfer

**Features**


- Heavy duty cast construction
- Big open impeller
- Self primes from 6 metres
- Replaceable suction cover
- Available with either Honda petrol or, Yanmar, Kubota or Hatz air cooled diesel drive units
- Cast iron foot mounting
- Carbon ceramic mechanical seal standard, option of Viton, silicon carbide, tungsten carbide

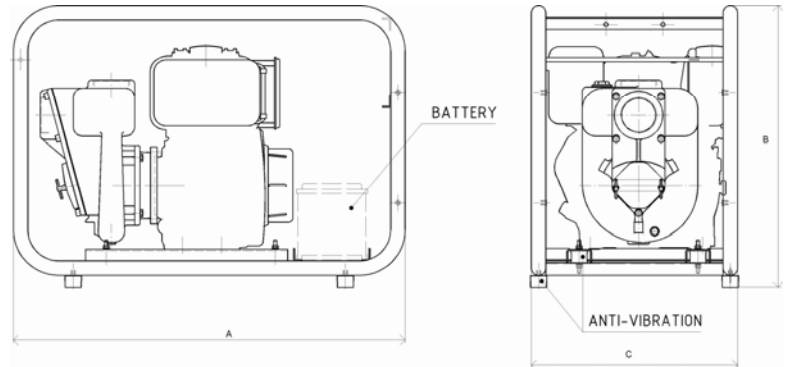
**Benefits**

- Long trouble free life
- Pumps small solids in suspension
- Ready to pump in minimum amount of time
- Easy to replace, easy access to check valve for servicing
- Tried and proven with established service networks throughout Australia and the world
- Stable, easy to install
- Flexibility of handled liquids

Model	Petrol Engine	HP	Diesel Option	HP	Suct/ Del	Total Head (m)	Capacity (l/m)	CAT number	
G2TMK-A	Honda GX200E	6.5	Yanmar L48	4.8	2" x 2"	50	450	AA2E	Cast iron
G2TMK-A/B	Honda GX270	9	Yanmar L100	10	2" x 2"	46	450	AA1C	Zinc free bronze
G3TMK-A	Honda GX390	13	Hatz	13	3" x 3"	46	880	AAIE	Cast iron
B3ZPM-A	Honda GX620	23	Hatz	20	3" x 2"	80	750	AAZ4	Cast iron
B2KQ-A/B	Honda GX160	5.5	Yanmar L48	4.8	2" x 2"	31	510	AA3B	Zinc free bronze
B3KQ-A/B	Honda GX270	9	Yanmar L70	7	3" x 3"	24	1050	AA4B	Zinc free bronze
B4KQ-A/B	n/a		Yanmar L100	10	4" x 4"	21	1500	-	Zinc free bronze
B3XR-A/SS	Honda GX390	13	Yanmar L100	10	3" x 3"	40	1350	AA2C	Stainless steel
B4XR-A/SS	n/a		Hatz	18	4" x 4"	28	2450	-	Stainless steel

also available with Kubota diesel powered engines



**Dimensions:**


Model		Length A (mm)	Height B (mm)	Width C (mm)	Weight
G2TMK-A	Honda GX200 or Yanmar diesel L48	540	505	450	45
G2TMK-A	Honda GX270 or Yanmar diesel L100	760	680	560	55
G3TMK-A	Honda GX390 or Hatz diesel 13HP	760	680	560	60
B3ZPMA	Honda 20HP	900	750	710	80
B2KQ-A	Honda GX160 or Yanmar diesel L48	540	505	450	30
B3KQ-A	Honda GX270 or Yanmar L70	670	600	500	50
B4KQ-A	Yanmar diesel L100	760	680	560	75
B2XR-A	Honda GX390 or Yanmar L100	760	680	560	60
B3XR-A	Honda GX390 or Yanmar L100	760	680	560	65
B4XRA	Hatz 18HP diesel	1150	800	950	100

**PETROL/DIESEL ENGINE POWERED PUMPS**
**1) EXHAUST GASES**

- Never operate in an enclosed building or area where exhaust gases can accumulate.
- Do not breathe exhaust fumes when working in the area of the engine. (Exhaust gases are colourless, odourless and deadly poison.)
- Never operate near a building where exhaust gases can seep inside, for example, through an open window or door.
- Never operate in a pit or sump without making provisions to suck the exhaust gases out.

**2) EXHAUST GASES**

- Keep exhaust system components tight and in good working condition.
- Exhaust system parts get very hot and stay hot for some time after shutting the engine off - do not touch.

**3) FUEL**

- Never add fuel to the tank while the engine is running. Stop engine and allow it to cool. Avoid spilling fuel!
- Make sure fuel lines and fittings are tight and in good condition.
- Do not smoke while refuelling the engine.
- Do not refuel near open flame; wipe up all spilled fuel.
- Store petrol in approved container and location.

**4) MAINTENANCE AND REPAIR**

- Disconnect spark plug wire while performing maintenance or repair on the pump or engine.
- Always replace safety devices removed during service or repair before operating.

**5) 12-VOLT ELECTRICAL SYSTEM**

- Connect negative battery lead to ground to prevent damage to charging system.
- To prevent arcing, when removing battery, disconnect negative lead first. When replacing battery, connect negative lead last.
- Do not spill battery acid. If spilled, rinse off immediately with water.

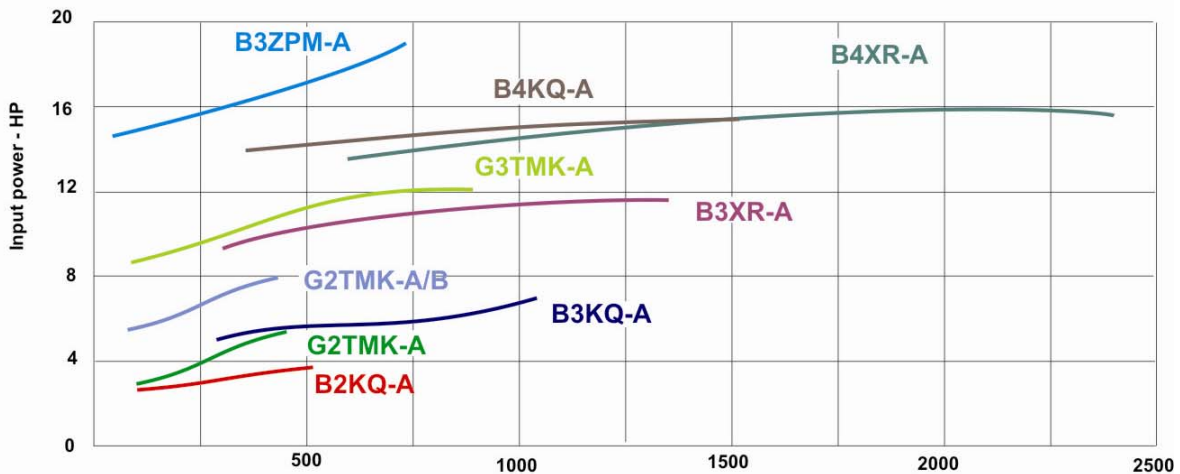
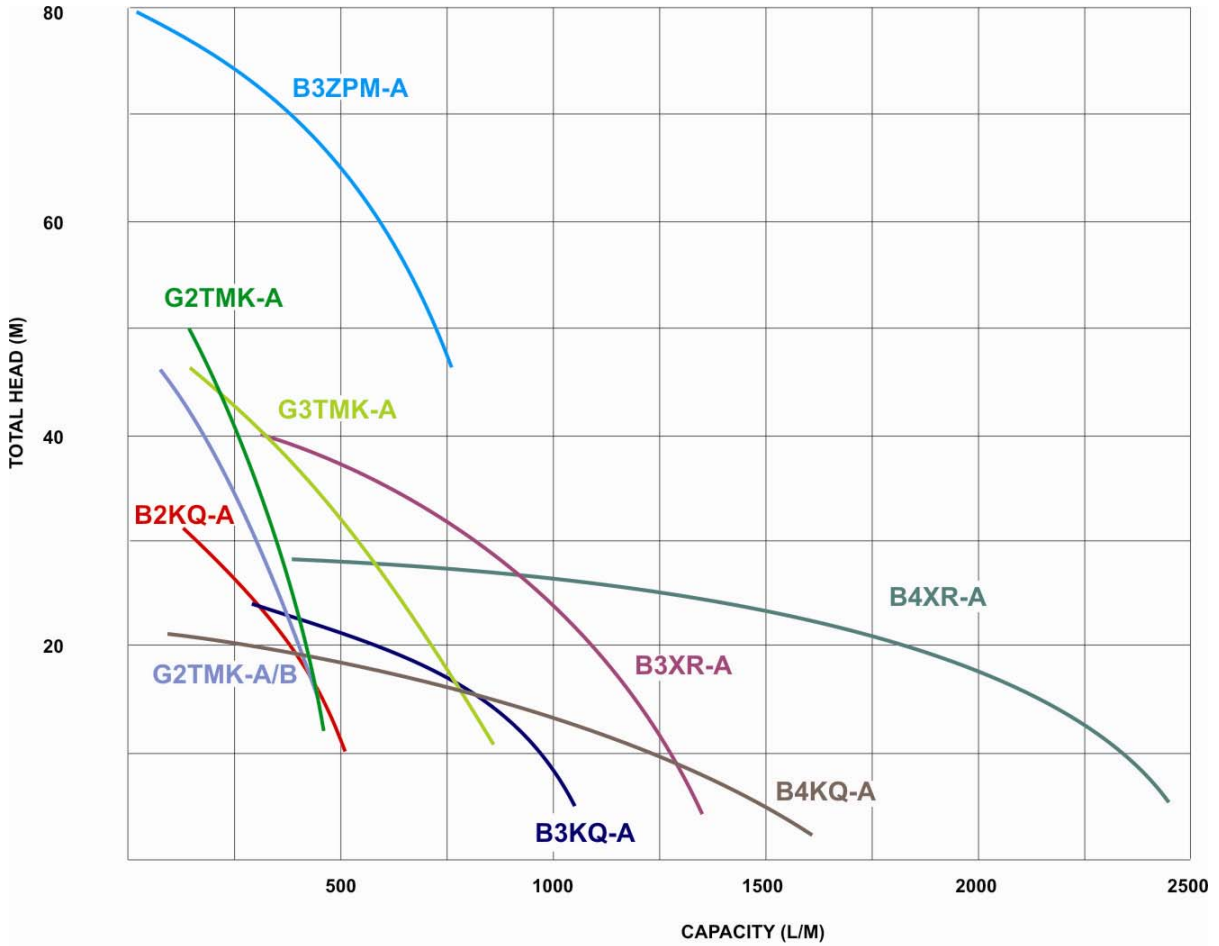
**6) DIESEL - Follow engine manufacturer instructions explicitly on hand cranking.**
**7) OVERHEATING - DO NOT RUN THE PUMP FOR OVER 10 MINUTES WITHOUT WATER FLOWING THROUGH IT!**

Overheating pumps can cause severe burns and injury. If overheating of pump casing occurs:

- Stop the pump immediately.
- Allow the pump to cool completely
- Slowly and cautiously vent the pump.



**Performance Curve:**



**Optional Accessories:**

- Heavy duty galvanised roll frame (standard on diesel drive )
- Heavy duty suction hoses 2" and 3"
- Medium pressure lay flat delivery hose, working pressure 100 psi
- High flow diesel transfer fuel nozzle
- Carbon ceramic, silicon carbide, tungsten carbide or Viton seals available

Due to our program of continuous product development the manufacturer reserves the right to alter specifications without notice.