



## HIGH PRESSURE PUMPS

**BERTOLINI  
DIRECT DRIVE**  
WBG, TWGS, TMG, WBL

p84



**AXIAL (COUGAR)**  
FS

p84



**BERTOLINI HEAVY DUTY  
140 - 300 BAR**  
WBL, TTL, TTK

p86



**BERTOLINI HEAVY DUTY  
350 - 500 BAR**  
NEW PREMIUM RAS, RAL, RA

p88



**BERTOLINI ULTRA  
HIGH PRESSURE & FLOW** p90  
CAX, CPX



**BERTOLINI  
HIGH FLOW/PRESSURE** p91  
CX



**STAINLESS STEEL  
PROCESS PUMPS** p91  
TAM, KA

p91



**BERTOLINI  
MOTOR PUMPS** p92  
CK, C3006

p92



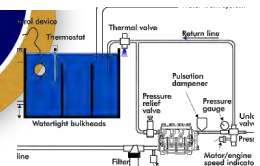
**UDOR  
DIAPHRAGM PUMPS** p94  
KAPPA, DELTA

p94



**TECH TALK**  
SYSTEM REQUIREMENTS p93

p93



**BIG BERTY**  
*is best*

**BERTOLINI®**  
pumps  
4 year warranty



## BIG BERTY

*is best*

### Cougar Axial Pump



Got a third world pump that's failed?

Upgrade with this **great value** axial pump that suits Honda 5.5HP engines

COUGAR PUMP (F520002-AAA)	
Model	F90029
S/code	F90029
Pump type	Triplex
Pump pressure	3,100 psi (210 bar)
Flow	9 lpm
Suits Engine	Honda GC160/GC190 GX160/GX200 or equivalent ¾" keyed shaft
Required HP	5.5
Pump speed	3200 rpm
Used on	Cougar Mk 2/3
Shaft diameter	Hollow ¾"
Max temp	60°C
Weight	2 kg
	<b>\$545</b>

## BERTOLINI PUMPS

### DIRECT DRIVE FOR ENGINE MOUNTING

#### DESIGNED FOR PERFORMANCE & LONGEVITY

- Premium oversized bearings** for extended pump life.
- Extra long forged steel crankshaft** for a solid coupling pump-motor/engine.
- Oversized bronze connecting rods** (single piece) for extra strength & easier lubrication.
- Large stainless steel martensitic plunger rods** ... stronger, harder, smoother for longer seal life.
- High quality pure ceramic pistons** for years of uninterrupted high-pressure performance.
- Exclusive double "V" and "U" self-lubricating packing seals** with an elastomer designed to prevent water from contaminating the oil in the crankcase. This gives years of leak-free operation.
- Rapid action, mirror finish 316 stainless steel check valves** prevent corrosion.
- Low stress valve caps** ... eliminates water leaks & thread failures, easier pump maintenance.
- High efficiency brass head** ... thicker walls to withstand high pressure.
- Smart crankcase with high thermal conductivity** & pronounced fins to disperse heat. Lower running temperatures extend seal & pump life.

As used on Aussie AB30 & AB40-GT



4 year warranty



	<b>NEW</b> WBXG 3025	TMG 4035
Model	WBXG 3025	TMG 4035
S/code	BWBXG3025	BTMG4035
Pump type	Triplex	Triplex
Pump pressure	<b>3,000 psi</b> (200 bar)	<b>4,000 psi</b> (280 bar)
Flow	10 lpm	13 lpm
Suits engine (or equivalent)	Honda GX200 ¾" keyed shaft	Honda GX390 1" keyed shaft
Required HP	6.5HP	13HP
Pump speed	<b>3450 rpm</b>	<b>3450 rpm</b>
Used on	<b>Scud AB30</b>	<b>Scud AB40-GT</b>
Interchanges with Interpump	TT1511 C¾"	WW 964
Shaft diameter	Hollow ¾"	Hollow 1"
Max temp	60°C	60°C
Recommended nozzle size	035	030
Weight	6	10.8
Dimensions	206 x 199 x 131	252 x 249 x 149
	<b>\$1,064</b>	<b>\$1,291</b>



FREE Service

Fundamentals Guide online

or call for your copy



## WBL SERIES ... SLOW SPEED

SUIT ELECTRIC MOTOR MOUNTING OR GEARBOX DRIVE

### ELECTRIC MOTOR VERSION

24mm pump shaft

Model	<b>WBL 917</b>
S/code	BWBL917
Pump type	Triplex
Pump pressure	2,000 psi (140 bar)
Flow	9 lpm
Motor	4 pole
Required kW	2.2kW
Pump speed	<b>1450 rpm</b>
Used on	Monsoon 140
Max temp	60°C
Recommended nozzle size	035
Weight	5.8
Dimensions	206.7 x 154.5 x 131mm
	<b>\$840</b>

### KEYED SHAFT FOR GEARBOX

24mm pump shaft

Model	<b>WBL 1114</b>
S/code	BWBL1114
Pump type	Triplex
Pump pressure	2,000 psi (140 bar)
Flow	11 lpm
Suits engine (or equivalent)	Honda GX 160 ¾" keyed shaft
Required HP	5.5
Pump speed	<b>1450 rpm</b>
Used on	BB100EY
Max temp	60°C
Recommended nozzle size	035
Weight	5.8
Dimensions	206.7 x 154.5 x 131mm
	<b>\$1,165</b>

Gearbox reqd **\$658** (B318699973)  
For pump kits & gearbox see page 85



4 year warranty

As used on Aussie Monsoon 140



### REPLACEMENT PUMP KITS ... IT'S EASY TO REPLACE A WORN OUT PUMP OR UPGRADE TO BERTOLINI

Smart replacement options, easy & cost effective. Kits (**supplied unassembled**) include ....

Bertolini pump, unloader valve, safety valve, thermal dump and pressure gauge (where indicated). Full instructions included.

**SAVE 10% on buying parts individually!**

#### Direct engine drive pump kits

Pump Model	S/code	Unloader	Safety valve	Thermal Dump	
WBXG3025#	BWBXG3025KIT	BAPRI-I-35ADJ	MTM00033003	MPA60063050	<b>\$1,338</b>
TMG4035#	BTMG4035KIT	BAPRI 40ADJ	MPA60156000	MPA60063070	<b>\$1,621</b>

#### Electric drive pump kits


Pump Model	S/code	Unloader	Safety valve	Thermal Dump	Pressure Gauge	
WBL917	BWBL917KIT	BAPRI20ADJ	-	MPA60063050	AGCDR0102	<b>\$1,123</b>

#### Small Hydraulic drive pump kits

Pump Model	S/code	Unloader	Safety valve	Thermal Dump	Pressure Gauge	
THY2715	BTHY2715KIT	BAPRI 40ADJ	MTM00033003	MPA60063070	AGCDR0102	<b>\$2,230</b>
WHY1520	BWHY1520KIT	BAPRI-I-35ADJ	MTM00033003	MPA60063050	AGCDR0102	<b>\$1,607</b>

**NOTE** Aussie Pumps strongly recommends replacing the nozzle in the lance when purchasing a replacement pump kit. Purchase a 5 pack of nozzles with your pump kit and get a **10% discount!** (p60 for details)

**NOTE:** kits marked # do not contain a pressure gauge. A gauge is required during set-up of the unloader and safety valve. Purchase of a test kit for this procedure is therefore recommended.



**ASP (Aussie Safety Protection)** kits, include thermal dump valve & safety valve. Protects operator & machine against excessive bypass & pressure spikes.

#### A Test Kit

Aussie pressure test set includes gauge and fittings for testing pump output pressure and Bertolini Pump Selection Guide  
ATESTSET \$125



### DIRECT DRIVE & SMALL SLOW SPEED BERTOLINI PUMP SERVICE PARTS

	Part No.	Description	PUMP MODEL													
			WEL 744 WEL 733	WBL 1114	WBL 917 WBL 1111	WS 899G	WBG 2030	WHY 1520	THY 2715	TWSG 3013 TWSG 3016	WBXG 3025	TMG 4035				
Valve Kit	BKIT1	(15 pieces)	✓			✓					✓					<b>\$131</b>
	BKIT123	(15 pieces)								✓					✓	<b>\$156</b>
	BKIT141	(12 pieces)		✓	✓		✓	✓				✓				<b>\$60</b>
Valve cap kit	BKIT166	(12 pieces)		✓	✓			✓	✓				✓			<b>\$193</b>
	BKIT3	(12 pieces)	✓				✓									<b>\$88</b>
	BKIT18	(12 pieces)										✓				<b>\$220</b>
	BKIT67	(12 pieces)									✓			✓		<b>\$173</b>
Minor Seal Kit	BKIT12	(15 pieces)	✓	✓	✓					✓						<b>\$185</b>
	BKIT60	(12 pieces)				✓										<b>\$141</b>
	BKIT21	(15 pieces)									✓					<b>\$270</b>
	BKIT73	(15 pieces)					✓					✓				<b>\$141</b>
	BKIT74	(15 pieces)												✓		<b>\$140</b>
Major Seal Kit	BKIT177	(18 pieces)									✓					<b>tba</b>
	BKIT10	(18 pieces)	✓													<b>\$286</b>
	BKIT70	(21 pieces)		✓	✓					✓						<b>\$237</b>
	BKIT61	(18 pieces)				✓										<b>\$305</b>
	BKIT20	(21 pieces)									✓					<b>\$392</b>
	BKIT68	(21 pieces)					✓					✓				<b>\$305</b>
Oil Seal Kit	BKIT69	(21 pieces)												✓		<b>\$288</b>
	BKIT176	(24 pieces)									✓					<b>tba</b>
	BKIT14	(3 pieces)									✓					<b>\$51</b>
	BKIT64	(3 pieces)	✓	✓	✓		✓	✓				✓				<b>\$54</b>
Full oil seal & sight glass kit	BKIT65	(3 pieces)									✓				✓	<b>\$61</b>
	BKIT78	(9 pieces)													✓	<b>\$87</b>
	BKIT82	(8 pieces)					✓	✓				✓				<b>\$88</b>
Piston	BKIT83	(8 pieces)		✓	✓											<b>\$88</b>
	BKIT189	(9 pieces)								✓						<b>tba</b>
	B050010182	18mm	✓	✓	✓					✓						<b>\$131</b>
	B040010182	15mm				✓	✓					✓				<b>\$99</b>
Sight Glass	B070007182	15mm													✓	<b>\$115</b>
	B080070182	20mm									✓					<b>\$240</b>
	B853505002	3/8" threaded	✓			✓					✓					<b>\$21</b>
	B040120322	Clip On		✓	✓			✓	✓			✓	✓			<b>\$10</b>
Breather Plugs	B852570002	3/4" Yellow	✓			✓					✓					<b>\$19</b>
	B049832973	1/4" Orange	✓	✓	✓			✓				✓	✓			<b>\$19</b>
Gearbox	B318699973	Ø 24mm/ 3/4" Shaft	✓	✓												<b>\$658</b>



**BIG BERTY**

*is best*



**BERTOLINI**  
pumps

4 year warranty



As used on Aussie Scud & Ultra, Class A Jetters & Monsoon series

HIGH PRESSURE PUMPS

## BERTOLINI PUMPS

HEAVY DUTY, SLOW SPEED (1450 RPM) PUMPS FOR ENGINE MOUNTING



### DESIGNED FOR PERFORMANCE & LONGEVITY

- ◆ **Intelligent packing seal system (IPSS);**
  - ◇ High pressure seal self lubricating with variable expansion dependant on pressure
  - ◇ Anti extrusion ring made of PTFE & graphite protects pistons, precision engineered fit
  - ◇ Low pressure seal reduces friction and therefore wear on pistons
- ◆ **Stainless steel Tenifer treated piston rod,** hardened and polished ... extremely wear resistant
- ◆ **Valve caps are designed to eliminate water under pressure in threads ...** torque reduced by 40%, therefore easy to remove without risk of damage
- ◆ **Super Cool Fin System ...** die cast alloy crankcase, ribbed for efficient cooling, with high thermal conductivity
- ◆ **Hardened surface** of piston guides ensure smooth operation

**FREE Service Fundamentals Guide** online or call for your copy



### TTL SERIES

24mm pump shaft	NEW			
Model	TTL 1520	TTL 2120	TTL2028	TTL 1330
S/code	BTTL1520	BTTL2120	BTTL2028	BTTL1330
Safety classification	Class A	Class A	Class A	Class A
Pump pressure	3,045 psi (200 bar)	3,045 psi (200 bar)	4,000 psi (280 bar)	4,350 psi (300 bar)
Flow	15 lpm	21 lpm	20 lpm	13 lpm
Suits engine (or equivalent)	Honda GX390	Honda GX390	Honda GX630	Honda GX390
Required HP	13 HP	13 HP	23 HP	13 HP
Pump speed (rpm)	1450			
Replacement for	TTV2015	TTV2021		KTV4040*
Used on	Scud 350	Scud 351	Ultra A/ Cobra A	Scud 400
Interchanges with Interpump	WS 201	WS202		
Max temp	74°C (85°C with hot seals fitted)			
Recommended nozzle size	045	060	050	035
Weight	14.2 kg	14.2 kg	14.2 kg	14.2 kg
Dimensions	272 x 192 x 146			
	<b>\$1,988</b>	<b>\$2,136</b>	<b>\$2,389</b>	<b>\$2,298</b>

Gearbox reqd RTI 121 HP8-18 (B318870973) \$1,045

### TTK SERIES

24mm pump shaft		24mm pump shaft	
TTK 3021	TTK 2130	KTL 1635	KTL 2035
BTTK3021	BTTK2130	BKTL1635	BKTL2035
Class B	Class B	Class A	Class B
3,045 (210 bar)	4,350 (300 bar)	5,000 (350 bar)	5,000 (350 bar)
29 lpm	21 lpm	16 lpm	23 lpm
Honda GX630	Honda GX630	Honda GX630	Honda GX690
<b>23 HP</b>	<b>23 HP</b>	<b>23 HP</b>	<b>28 HP</b>
	1450		1450
KKV2028*	KTV3021*		
Monsoon 300	Ultra/Cobra	King Cobra A	King Cobra B
W 2030	W 3021		
74°C (85°C with hot seals fitted)		74°C (85°C with hot seals fitted)	
055	055	035	045
15.7 kg	15.7 kg	15.7 kg	15.7 kg
302.6 x 192 x 146		302.6 x 192 x 146	
<b>\$2,742</b>	<b>\$2,742</b>	<b>\$2,906</b>	<b>\$2,906</b>

RTI 121 HP7-18 (B319110973) \$1,045 (used with GX630)  
RTI 121 HP20+ (B319111973) \$1,105 (used with GX690)

\* these old style pumps have a 30mm shaft, if upgrading to a TTL or TTK the gearbox will also need to be changed

JULY 2023 | ISSUE 2

**REPLACEMENT PUMP KITS ... SAVE 10%**  
SMART REPLACEMENT OPTIONS, EASY & COST EFFECTIVE

Pump Model	S/code	Unloader valve	Safety valve	Thermal dump Valve	Pressure gauge	Kit price
WBL1114	BWBL1114KIT	BAPRI20ADJ	MTM00033003	MPA60063050	-	\$1,410
TTL1520	BTTL1520KIT	M215010400	MTM00033003	MPA60063070	AGCDR0102	\$2,088
TTL2120	BTTL2120KIT	M215010400	MTM00033003	MPA60063070	AGCDR0102	\$2,221
TTL1330	BTTL1330KIT	BVB350	MPA60156000	MPA60063070	AGCDR0102	\$2,618
TTL2028	BTTL2028KIT	BVB350	MPA60156000	MPA60063070	AGCDR0102	\$2,536
TTK3021	BTTK3021KIT	M215010400	MPA60156000	MPA60063070	AGCDR0102	\$2,803
TTK2130	BTTK2130KIT	BVB350	MPA60156000	MPA60063070	AGCDR0102	\$2,936
KTL1635	BKTL1635KIT	BVB350	MPA60058000	MPA60063070	AGCDR0102	\$3,132
KTL2035	BKTL2035KIT	BVB350	MPA60058000	MPA60063070	AGCDR0102	\$3,132

**ASP (Aussie Safety Protection)** kits, include thermal dump valve & safety valve. Protects operator & machine against excessive bypass & pressure spikes.

**NOTE** Aussie Pumps strongly recommends replacing the nozzle in the lance when purchasing a replacement pump kit. Purchase a 5 pack of nozzles with your pump kit and get a **10% discount!** (p60 for details)

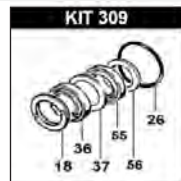
**BERTOLINI GEARBOXES**  
FOR PETROL/DIESEL ENGINES SAE FLANGE

Model	S/code	PTO Engine	Pump Shaft (mm)	Suits Pump models	Price
RTI 126 HP3-5	B318699973	3/4"	24	WEL,TW, KWE, WBL	\$658
RTI 121 HP8-18	B318870973	1"	24	TTV, TTL	\$1,045
RTI 121 HP7-18	B319110973	1"	24	TTK, KTL, KKL	\$1,045
RTI 121 HP8-18	B318855973	1"	30	KTV, KKV	\$1,045
RTI 121 HP20+	B319111973	1 1/8"	24	KTL	\$1,105



Larger gearboxes listed on page 86

**HEAVY DUTY SLOW SPEED BERTOLINI PUMP SERVICE PARTS... TTL & KTL SERIES**



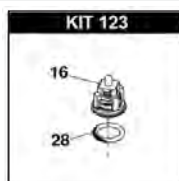
Minor seal kit  
HW = hot water seals up to 85°C



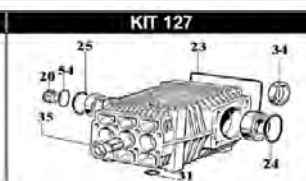
Major seal kit



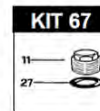
Oil seal kit



Valve kit



Full oil seal & sight glass kit



Valve cap kit

	Part No.	PUMP MODEL										Price
		TTV 2015 TTV 2021	KTV 3015 TV 3021 KTV 4040	KKV 2028	HDS 5057	TTL 1520 TTL 2120	TTL 1330 TTL 1530	TTL 2030 TTL 2028	TTK 3021	TTK 2130 (4365)	KTL 1635 KTL 2035	
Valve Kit	BKIT123	12 pieces	✓	✓		✓	✓	✓		✓	✓	\$156
	BKIT249 - HW	12 pieces	✓	✓		✓	✓	✓		✓	✓	\$217
	BKIT40	12 pieces			✓							\$262
	BKIT93	12 pieces			✓							\$175
	BKIT148	12 pieces							✓			\$236
Valve cap kit	BKIT253 - HW	12 pieces							✓			\$379
	BKIT67	12 pieces	✓	✓		✓	✓	✓	✓	✓	✓	\$173
Minor Seal Kit	BKIT89	18 pieces (BKIT311 s/no 15070568 up)	✓	✓		✓				✓		\$272
	BKIT200 - HW	18 pieces	✓	✓		✓				✓		\$1,022
	BKIT90	18 pieces			✓				✓			\$311
	BKIT201 - HW	18 pieces			✓				✓			\$1498
	BKIT95	18 pieces (BKIT309 s/no 15070568 up)			✓		✓	✓				\$267
Major Seal Kit	BKIT199 - HW	18 pieces			✓		✓	✓				\$1,022
	BKIT309	18 pieces								✓		\$267
	BKIT86	24 pieces (BKIT312 s/no 15070568 up)	✓	✓		✓				✓		\$505
	BKIT87	24 pieces			✓					✓		\$495
	BKIT96	24 pieces (BKIT310 s/no 15070568 up)			✓		✓	✓				\$528
Oil Seal Kit	BKIT310	24 pieces									✓	\$528
	BKIT37	3 pieces	✓	✓	✓	✓	✓	✓	✓	✓	✓	\$65
Full oil seal & sight glass kit	BKIT127	10 pieces	✓	✓	✓	✓	✓	✓	✓	✓	✓	\$154
	BKIT98	9 pieces		✓	✓	✓	✓	✓	✓	✓	✓	\$145
Piston	B060009182	20mm	✓	✓		✓				✓		\$141
	B060010182	22mm			✓				✓			\$175
	B060055182	18mm			✓				✓			\$145
Sight Glass & o-ring	B853515502	3/4 threaded (with o-ring)		✓	✓	✓			✓	✓	✓	\$28
	B060059322	Clip On	✓			✓	✓	✓	✓	✓	✓	\$41
Oil Breather	B060020322		✓	✓	✓	✓	✓	✓	✓	✓	✓	\$19
Gearbox	B318870973	∅ 24mm/ 1" Shaft	✓			✓	✓	✓	✓			\$1,045
	B319110973	∅ 24mm/ 1" Shaft							✓	✓		\$1,045
	B319111973	∅ 24mm/ 1 1/8" Shaft								✓		\$1,105
	B318855973	∅ 30mm/ 1" Shaft		✓	✓							\$1,045
	B318880973	∅ 30mm/ 1 1/8" Shaft			✓							\$1,105



## BIG BERTY

*is best*

## BERTOLINI PUMPS ... NEW PREMIUM SERIES

### HEAVY DUTY PUMPS FOR ENGINE MOUNTING, TO 7,300 PSI

Outstanding build quality and innovative design features provide efficient operation, easy maintenance and pump long life. Ideal for industrial and continuous running applications.



RA 316

RAS series



As used on Aussie Raptor series & Class B Jetters

HIGH PRESSURE PUMPS

ISSUE 2

JULY 2023

### DESIGNED FOR PERFORMANCE & LONGEVITY

- Two sight glasses.** Makes it easier to monitor oil level.
- O-ring groove** in cover crankcase. Increases sealing and strength of rear cover.
- Double cylindrical roller bearing.** Increases life of pump.
- Tenifer® treated stainless steel plunger rod** ... stronger, harder, smoother for longer seal life.
- Valve cap design** prevents loosening. Deeper o-ring prevents o-ring extrusion to increase endurance and prevent water leaks.
- Solid ceramic pistons** ... 99.5% alumina ceramic, for years of uninterrupted high-pressure performance.
- Innovative suction manifold design for better cooling.** Increases the volume of recycling, lubricating the back-flow pressure seals ensuring longer life and a quieter operation.
- Sealed chamber between crankcase/head** (patented). Ensures lubrication of high/low pressure seals.
- Efficient volumetric 316 stainless steel** check valves.
- Bronze connecting rods**, "two piece" matched pairs, designed to absorb and distribute heavier loads with minimum fatigue and wear.
- Superior double "U" packing self-lubricating sealing system**, with re-cycling area (exclusive Bertolini technology) to ensure continuous lubrication in any condition. Handles water temperatures to 74°C.



4 year warranty



#### RA 316 series 30mm pump shaft

Model	RA 1650	RA 1850	RA 2150	RA 2450
S/code	BRA1650	BRA1850	BRA2150	BRA2450
Pump pressure	7,250 psi (500 bar)			
Flow	16 lpm	18 lpm	21 lpm	24 lpm
Required HP	20.7 (15.4 kW)	23 (17.3kW)	28 (21kW)	31 (23.4kW)
Pump speed	1450			
Shaft diameter	30mm			
Max temp	74°C			
Recommended nozzle size	025	030	035	040
Weight	20.8 kg			
Dimensions LxWxH (mm)	321 x 282 x 228			
	<b>\$4,804</b>	<b>\$4,804</b>	<b>\$4,804</b>	<b>\$4,804</b>

#### RAS SERIES 30mm pump shaft

Model	RAS 4482-P NEW PREMIUM SERIES
S/code	BRAS4482
Pump pressure	4,300 psi (300 bar)
Flow	31 lpm
Suits engine (or equivalent)	31HP Vanguard
Pump speed	1725 rpm
Replacement for	
Used on	Python
Equivalent to Interpump	-
Shaft diameter	30mm
Max temp	74°C
Recommended nozzle size	070
Weight	18.5 kg
Dimensions LxWxH (mm)	324 x 281 x 228
	<b>\$3,506</b>

#### RAL SERIES 30mm pump shaft


Model	RAL 2035-P NEW PREMIUM SERIES	RAL 2535-P NEW PREMIUM SERIES
S/code	BRAL2035	BRAL2535
Pump pressure	5,075 psi (350 bar)	5,075 psi (350 bar)
Flow	20 lpm	25 lpm
Suits engine (or equivalent)	Honda GX690 or 27HP Vanguard	27HP Vanguard
Pump speed	1450 rpm	
Replacement for		
Used on	Predator	Predator Plus
Equivalent to Interpump	W 3521	WW 3025
Shaft diameter	30mm	30mm
Max temp	74°C (85°C with hot seals fitted)	
Recommended nozzle size	045	055
Weight	18.5 kg	18.5 kg
Dimensions LxWxH (mm)	324 x 281 x 228	
	<b>\$3,176</b>	<b>\$3,345</b>

Bertolini Slow Speed Pump Parts Kits  
... see p 89

### REPLACEMENT PUMP KITS ... SAVE 10% SMART REPLACEMENT OPTIONS, EASY & COST EFFECTIVE

Kit (unassembled) includes Bertolini pump, unloader valve, safety valve, thermal dump and pressure gauge.

Pump Model	S/code	Unloader valve	Safety valve	Thermal dump Valve	Pressure gauge	
RAL2035	BRAL2035KIT	BVB350	MPA60058000	MPA60063070	AGCDR0102	<b>\$3,375</b>
RAL2535	BRAL2535KIT	BVB350	MPA60058000	MPA60063070	AGCDR0102	<b>\$3,527</b>
RAS4482	BRAS4482KIT	BVB350	MPA60058000	MPA60063070	AGCDR0102	<b>\$3,672</b>



**ASP (Aussie Safety Protection)** kits, includes thermal dump valve & safety valve. Protects operator & machine against excessive bypass & pressure spikes.

**NOTE** Aussie Pumps strongly recommends replacing the nozzle in the lance when purchasing a replacement pump kit. Purchase a 5 pack of nozzles with your pump kit and get a **10% discount!** (p60 for details)

### BERTOLINI GEARBOXES FOR PETROL/DIESEL ENGINES SAE FLANGE

Model	S/code	PTO Engine	Pump Shaft (mm)	Suits Pump models	
RTI 121 HP20	B318880973	1 1/8"	30	RAL, RAS, RA, HD	<b>\$1,105</b>
RTI 123 HP35	B319219973	1 1/8"	30	RA RB	<b>\$1,183</b>

#### NEW HEAVY DUTY RTI 123 GEARBOX

- low power absorption
- high efficiency
- double bearings



Smaller gearboxes listed on page 84

### HEAVY DUTY SLOW SPEED BERTOLINI PUMP SERVICE PARTS... RAL & RAS SERIES

		PUMP MODEL						
		Part No.	RAL 2035	NEW RAL 2035-P 2535-P	RAS 4482	NEW RAS 4482 Premium	RA 316	
Valve Kit		BKIT123	12 pieces	✓	✓			\$156
		BKIT249 - HW	12 pieces	✓	✓			\$217
		BKIT148	12 pieces			✓	✓	\$236
		BKIT253 - HW	12 pieces			✓	✓	\$379
		BKIT209	18 pieces					✓
Valve cap kit		BKIT67	12 pieces	✓	✓	✓		\$173
		BKIT211	18 pieces				✓	\$569
Minor Seal Kit		BKIT153	19 pieces			✓		\$293
		BKIT283	19 pieces				✓	\$278
		BKIT164	19 pieces	✓				\$402
		BKIT271	19 pieces		✓			\$278
		BKIT219 - HW	19 pieces		✓			\$1,077
		BKIT227 (BKIT277 premium series)	13 pieces					✓
Major Seal Kit		BKIT152	25 pieces			✓		\$376
		BKIT282	25 pieces				✓	\$376
		BKIT165	25 pieces	✓				\$627
		BKIT270	25 pieces		✓			\$376
		BKIT228 (BKIT276 premium series)	19 pieces					✓
Oil Seal Kit		BKIT146	3 pieces	✓	✓	✓	✓	\$80
Full oil seal & sight glass kit		BKIT147	11 pieces	✓	✓	✓		\$143
		BKIT210	10 pieces				✓	\$120
Piston		B080070182	20mm	✓	✓	✓	✓	\$240
Sight Glass & o-ring		B853515502	3/4 threaded (with o-ring)	✓	✓	✓	✓	\$28
		B060059322	Clip On	✓	✓			\$41
Oil Breather		B060020322		✓	✓	✓	✓	\$19
Gearbox		B318880973	∅ 30mm/ 1 1/8" Shaft	✓	✓	✓	✓	\$1,105



**BIG BERTY**  
*is best*


## BERTOLINI ULTRA HIGH PRESSURE PUMPS TO 10,875 PSI

Designed for ultra high pressure applications in heavy industry

### CAX SERIES

40mm pump shaft

- ◆ 316 stainless steel pump head, valve caps, piston bolt & screws
- ◆ High temperature packing system with 316 ss intermediate ring, ss retainer & PTFE anti-extrusion ring
- ◆ Rapid action check valves with spring, poppet & seat made of 316 ss
- ◆ Compact design, easy to install
- ◆ Strong, state of the art components
- ◆ Suit reverse osmosis, desalination, food processing pharmaceutical & chemical industries



Model	CAX 3060	CAX 2475
S/code	BCAX3060	BCAX2475
Pump pressure	8,700 psi (600 bar)	10,875 psi (750 bar)
Flow	31 lpm	25 lpm
Required HP	50 (37.3kW)	
Pump speed	1000 rpm	
Shaft diameter	40mm	
Max temp	60°C	
Weight	87.9 kg	
Dimensions LxWxH (mm)	572 x 465 x 288	
	<b>\$20,222</b>	<b>\$20,222</b>

### BERTOLINI GEARBOXES ... FOR PETROL / DIESEL ENGINES SAE FLANGE

Model	PTO Engine	S/code	Suits Pump models	
RTA 126 HP5	3/4"	B318701973	C35	<b>\$600</b>
RTA 160 HP7-10	1"	B318720973	C53	<b>\$817</b>
RTA 153 HP10-18	1"	B318642973	C63-73PR	<b>\$1,999</b>
RTA 162 HP10-18	1"	B318644973	C63-73PR	<b>\$2,063</b>

## BERTOLINI HIGH FLOW PUMPS TO 144 LPM

### CPQ SERIES



- ◆ Forged brass head
- ◆ Stainless steel check valves
- ◆ Highly polished solid ceramic pistons, reduce friction & prolong seal life
- ◆ Patented du-dry plunger rod bushing, PTFE coated, reduces friction for smooth operation
- ◆ Compact diecast aluminium crankcase for high strength and anodized for corrosion resistance
- ◆ Premium oversized tapered roller bearings designed for heavier loads & extended operations

Model	CPQ9020	CPQ1316	CPQ1413	CPQ1613
S/code	BCPQ9020	BCPQ1316	BCPQ1413	BCPQ1613
Pump pressure	2,900 psi (200 bar)	2,320 psi (160 bar)	1,885 psi (130 bar)	1,885 psi (130 bar)
Flow	87 lpm	125 lpm	140 lpm	144 lpm
Required HP	45.7 (34.1kW)	52.6 (39.2kW)	48 (35.8kW)	52.8 (39.4kW)
Pump speed	1000 rpm			
Shaft diameter	30mm	36mm	40mm	40mm
Max temp	60°C			
Weight	55 kg			
Dimensions LxWxH	449 x 372x 240 mm			
	<b>\$7,478</b>	<b>\$7,478</b>	<b>\$7,478</b>	<b>\$7,478</b>



### RD SERIES



Model	RD 7515
S/code	BRD7515
Pump pressure	2,175 psi (150 bar)
Flow	73lpm
Required HP	30 (22.1kW)
Pump speed	1450 rpm
Shaft diameter	30mm
Max temp	74°C
Weight	20.5 kg
Dimensions LxWxH	340 x 280 x 178 mm
	<b>\$3,251</b>

HIGH PRESSURE PUMPS

JULY 2023 | ISSUE 2



**BIG BERTY**

*is best*

## BERTOLINI HIGH FLOW TRIPLEX PUMPS



NEW 4 year warranty



### CX SERIES

Model	CX 1025	CX 1515	CX 1715
S/code	BCX1025	BCX1515	BCX1715
Pump pressure	3,600 psi (250 bar)	2,175 psi (150 bar)	2,175 psi (150 bar)
Flow	97 lpm	153 lpm	173 lpm
Required kW (electric)	48	45	51
Pump speed	1000 rpm		
Shaft diameter	40mm		
Max temp	60°C		
Weight	83 kg		
Dimensions LxWxH	537 x 465 x 294 mm		
	<b>\$10,281</b>	<b>\$10,281</b>	<b>\$10,281</b>

For full line-up check online .... [aussiepumps.com.au](http://aussiepumps.com.au)

- ◆ Double diameter stainless steel piston guide with a radial ring that doesn't come into contact with the moving rod thus eliminating wear and improving lubrication
- ◆ Patented du-dry plunger rod bushing, PTFE coated, reduces friction for smooth operation
- ◆ Premium oversized tapered roller bearings designed for heavier loads & extended operations
- ◆ Compact diecast aluminium crankcase for high strength and anodized for corrosion resistance
- ◆ Forged brass head
- ◆ Double "V" packing self-lubricating elastomer sealing system for maximum seal life.
- ◆ Rapid action check valves with 316 stainless steel spring, poppet & seat.
- ◆ Interlocking "self-aligning" connecting rods capable of high loads made of two parts to facilitate installation and removal. It reduces friction and wear due to overheating.

## BERTOLINI STAINLESS STEEL PROCESS PUMPS

- ◆ 316 stainless steel pump head, valve caps, piston bolt & screws
- ◆ High temperature packing system with 316 ss intermediate ring, ss retainer & PTFE anti-extrusion ring (TAM series)
- ◆ Rapid action check valves with spring, poppet & seat made of 316 ss
- ◆ Compact design, easy to install
- ◆ Strong, state of the art components
- ◆ Suit reverse osmosis, desalination, food processing pharmaceutical & chemical industries

### TAM SERIES 24 mm pump shaft



Model	TAM 1215	TAM 1315	TAM 1515	TAM 1715	TAM 2015
S/code	BTAM1215	BTAM1315	BTAM1515	BTAM1715	BTAM2015
Pump type	Triplex				
Pump pressure	2,175 psi (150 bar)				
Flow	12 lpm	13 lpm	15 lpm	17 lpm	20 lpm
Required HP	4.6	5.1	5.9	6.6	7.7
Required kW	3.4	3.8	4.4	4.9	5.7
Pump speed	1450 rpm				
Shaft diameter	24mm				
Max temp	85°C				
Weight	10.6				
Dimensions LxWxH	252 x 187.5 x 127 mm				
	<b>\$4,563</b>	<b>\$4,563</b>	<b>\$4,971</b>	<b>\$4,863</b>	<b>\$4,863</b>

### KA SERIES 24 mm pump shaft



Model	KA 2815	KA 3215	KA 3815	KA 4215
S/code	BKA 2815	BKA 3215	BKA 3815	BKA 4215
Pump pressure	2,175 psi (150 bar)			
Flow	28.6 lpm	32.5 lpm	37.7 lpm	41.6 lpm
Required HP	11.3	12.8	14.9	16.4
Required kW	8.4	9.6	11.1	12.3
Pump speed	1450 rpm			
Shaft diameter	24mm			
Max temp	74°C (85°C with hot seals fitted)			
Weight	19.3			
Dimensions LxWxH	<b>318 x 192 x 146 mm</b>			
	<b>\$6,087</b>	<b>\$6,309</b>	<b>\$6,429</b>	<b>\$6,474</b>

**BIG BERTY**  
*is best*

HIGH PRESSURE PUMPS

JULY 2023 | ISSUE 2

### BERTOLINI MOTOR PUMPS

- ♦ Efficient 4 pole, three phase motors
- ♦ High quality flexible coupling made of cast iron .. Absorb vibrations from motor
- ♦ Heavy duty pumps for continuous use applications
- ♦ Pressure regulation valve with automatic bypass
- ♦ Strong, heavy duty steel welded frame with lifting eyes
- ♦ Steel coupling guard for maximum protection
- ♦ Glycerine filled pressure gauge with stainless steel case
- ♦ Pre-charged pulsation dampener on pump discharge for smooth operation
- ♦ 80 mesh filtration inlet strainer
- ♦ Anti vibration mounts under frame

#### CK SERIES

Inlet	Diameter	1¼" BSP (40mm)
	Min pressure	-3 psi
	Max pressure	87 psi
	Max temp	60°C (85°C with hot seals fitted)
Outlet	Diameter	¾" BSP
	Valve - Out	1" BSP
	By pass	1" BSP
Base	Dimensions (mm)	1230 x 640
	Weight	65 kg



MOTOR PUMP UNIT	Pump	Three phase motor			RPM	bar	PSI	Flow lpm	Weight (kg)	POA
		50Hz- 400V	KW	Amps						
73.9203.97.3	CK 2216	160L 4 POLE	15	29.5	1450	100	1450	63	270	
73.9206.97.3	CK 2216	180L 4 POLE	22	42	1450	150	2175	63	326	
73.9204.97.3	CK 2220	180M 4 POLE	18.5	35	1450	100	1450	80	312	
73.9207.97.3	CK 2220	200L 4 POLE	30	56.6	1450	150	2175	80	382	
73.9205.97.3	CKL 2226	180L 4 POLE	22	42	1450	100	1450	97	326	
73.9208.97.3	CKL 2226	200L 4 POLE	30	56.6	1450	150	2175	97	382	
73.9209.97.3	CKL 2233	200L 4 POLE	30	56.6	1450	120	1740	126	382	
73.9200.97.3	CK 1224	200L 6 POLE	18.5	37.3	975	80	1160	97	371	
73.9201.97.3	CK 1229	200L 6 POLE	22	43.9	975	80	1160	124	380	
73.9202.97.3	CK 1235	200L 6 POLE	22	43.9	975	70	1015	150	380	



#### C3006 SERIES

Inlet	Diameter	1¼" BSP
	Min pressure	-3 psi
	Max pressure	87 psi
	Max temp	60°C
Outlet	Diameter	¾" BSP
	Valve - Out	1" BSP (1¼" BSP - C1258)
	By pass	1" BSP (1½" BSP - C1258)
Base	Dimensions (mm)	200 L : 1230 x 640 225M & 250M: 1370 x 640
	Weight	70 kg



MOTOR PUMP UNIT	Pump	Three phase motor			RPM	bar	PSI	Flow lpm	Weight (kg)	POA
		50Hz- 400V	KW	Amps						
76.9202.97.3	C 1538	200L 4 POLE	30	56.6	1450	100	1450	151	410	
76.9200.97.3	C 1248	225M 6 POLE	30	58.9	975	80	1160	192	475	
76.9201.97.3	C 1258	250M 6 POLE	37	69.3	975	70	1015	245	591	





## ENERGY SAVING / PUMP CORRECT USE

It is quite normal that the pump flow is oversized in comparison with the application.

Ideally, the water recirculated through the regulating valve should not exceed 10-15% of the pump flow.

If it exceeds this, besides being inefficient, the recirculating water will heat up causing stress on seals and valves, and increasing the risk of cavitation in the pump. It is therefore recommended that the pump capacity is reduced to the actual system needs by moderating the pump R.P.M.

### FAQ

**Question:** How much you must reduce the pump R.P.M. in order to get a lower capacity?

**Answer:** Required R.P.M. =  $\frac{\text{Expected capacity} \times \text{Max R.P.M. allowed}}{\text{Max allowed capacity}}$

**Question:** What diameter engine/motor pulley is required to achieve these R.P.M.?

**Answer:** External dia. of the engine/ motor pulley =  $\frac{\text{External dia. of the pumps pulley} \times \text{R.P.M. pump}}{\text{R.P.M. motor/engine}}$

**Question:** What if it is not possible to replace the engine/ motor pulley?

**Answer:** External diameter of the pump pulley =

$$\text{External diameter engine/motor pulley} \times \frac{\text{R.P.M engine/motor}}{\text{Pump R.P.M.}}$$

**Question:** If the engine/motor is running at lower R.P.M. than the max. R.P.M indicated in the label, what is the max capacity achievable?

**Answer:** Achievable max capacity =

$$\frac{\text{Engine/ Motor R.P.M} \times \text{Max capacity indicated in the label}}{\text{Max. R.P.M. indicated in the label}}$$

**Question:** What is the approximate power required to achieve the max performances allowed?

**Answer:** Required power ( electric motors HP) =

$$\frac{\text{Max capacity (L/min)} \times \text{Max pressure (bar)}}{385}$$

$$\text{Required power (petrol/diesel engines HP)} = \text{electric motors HP} \times 1.3$$

## TYPICAL PUMP INSTALLATION

