



AUSSIE AG SPRAY ACCESSORIES

Model Numbers: **Guns**
Hose
Reels & Kits

Tanks
Control Valves
Brass Regulator

Gearboxes
PTO Adaptors

Guns	Model	Pressure	Weight	Length	Description	Stock Code
	Turbo 400	50 bar (710psi)	0.69kg	400mm	Swivel	SB26901165
	Spot 300	40 bar (600psi)	0.63kg	300mm		3590116
	Turbine Gun	60 bar (852psi)	1.6kg	600mm	Adjustable jet	SB7901103
	Gun & Lance	50 bar (710psi)		M29-300: 470mm M29-500: 500mm		SBM29-300 SBM29-500
	M27 Gun	30 bar (435psi)	0.32kg	300mm		SB279041
	Unifire	20 bar (284psi)	2.3kg	230mm	Adjustable jet	SMUFC07300

Hose, Reels & Kits	Model	Capacity	Hose	Description	Stock Code
	Galvanised Hose Reel	30 m 50m 100m	13mm	Complete with locking pin, brass swivel with brass grease nipple	SHR-8 SHR-10 SHR-12
	Hose Reel with Hose & Turbo 400 Gun	30m 50m 100m	10mm		SHOSEKIT1 SHOSEKIT2 SHOSEKIT3
	Hose Ag Chem			10mm, per metre 13mm, per metre 19mm per metre Minimum length 10 metres	S2410001 S2413001 S2519001

Tanks	Capacity	Measurement	Stock Code	
	35 litre	480x360x350	S100035	Full range available: <ul style="list-style-type: none"> • Positive locking lid with breather • Lightweight - more payload • UV stabilised poly for long life • Single piece construction for extra strength • 1000 litre tank with baffle
	100 litre	830x520x380	S100100	
	200 litre	800x780x500	S100200	
	400 litre	1100x820x750	S100400	
	600 litre	1120x820x990	S100600	
	1000 litre	1830x110x750	S1001000	

Due to our program of continuous product development the manufacturer reserves the right to alter specifications without notice.







AUSSIE AG SPRAY ACCESSORIES


Model Numbers: **Guns**
Hose
Reels & Kits


Tanks
Control Valves
Brass Regulator


Gearboxes
PTO Adaptors

Control Valves	Stock Code	Gauge	No of Outlets	LPM	GPM	BAR	PSI
DL Series - pump direct fit.		Model number denotes number and pressure in bar					
	SDL2/20	✓	2	120	32	20	284
	SDL3/20	✓	3	120	32	20	284
	SDL4/20	✓	4	120	32	20	284
	SDL2/40	✓	2	120	32	40	568
	SDL3/40	✓	3	120	32	40	568
	SDL4/40	✓	4	120	32	40	568

ZX/LA Series	Stock Code	Gauge	No of Outlets	LPM	GPM	BAR	PSI
	SZX2 /60	✓	2	120	43	60	852
	SZX4 /60	✓	4	120	43	60	852
	SLA2/60	✓	2	250	66	60	852
	SLA4/60	✓	4	250	66	60	852

Brass Regulators	Stock Code	Gauge	No of Outlets	LPM	GPM	BAR	PSI
	SVRG150	x	x	150	40	60	852
	SVRG250	x	x	250	66	60	852

Gearboxes	Model	Description	Stock Code
	44 26-5094-76	3/4" shaft	S151 - 3/4"
	44 25-5071.75	3/4" shaft	S160 - 3/4" GR
	44 25-5082-75	3/4" shaft	S160 - 3/4" VA
	44 237-5033 A4	1" shaft	M164 - 1" VA
	44 28-5034-B5	1" shaft (Kappa 150)	M162 - 1" VA

PTO Adaptors	Stock Code	Description
	4201770201	PTO Kit 1 3/8" 6 spline male to suit Kappa 30, 40 R070 with mounting brackets
	42027753A6	PTO Kit 1 3/8" 6 spline male to suit Kappa 55, 65, 75, 100, 120, 125 and 15068
	7201000522	PTO Kit 1 3/8" 6 spline male/female adaptor suit Kappas, RO pumps
	4201770202	PTO Kit 1 3/8" 6 spline male adaptor to suit I0TA 17



Due to our program of continuous product development the manufacturer reserves the right to alter specifications without notice.